



AmericanDoor.com



(888) 226-3667
(631) 586-8006
(718) 895-6136

Heavy Duty Overhead Doors

Model 216: Damage Resistant Overhead Doors



Security and Environmental Resistance

If you're concerned that your sectional door might be security tested or suffer environmental abuse, our Heavy Duty Overhead Door can set your mind at ease. It is made with 16 gauge steel panels, and features shiplap joints and heavy duty vertical stiles. It can take a punishment and keeps on working.

Our Heavy Duty Overhead Door is available with Thermospan® insulation and wind load engineering as well. You can choose from a variety of options such as high cycle springs, safety systems, perimeter weatherseal, and motorization too.

>> 16 Gauge
Super Heavy Duty
Construction

>> Shiplap Joints

>> Insulated and
High Wind Options

>> Available with
Personnel Door

>> Push-up, Chain
Hoist, or Motorized

AmericanDoor.com

(631) 586-8006 (718) 895-6136

9 LUCON DR, DEER PARK, NY 11729

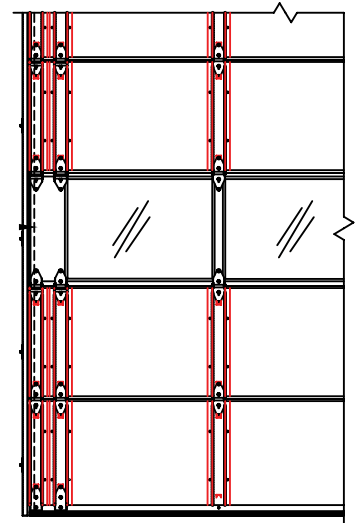
STANDARD FEATURES OVERVIEW

CONSTRUCTION

MAX HEIGHT	32'1" (9.8 meters)
MAX WIDTH	40'2" (12.2 meters)
MATERIAL	16 Gauge Steel
THERMAL EFFICIENCY	7.64 R-Value* with optional insulation .13 U-Value* with optional insulation
EXTERIOR TEXTURE	Smooth, ribbed
JOINT TYPE	Shiplap
SPRINGS	10k Cycles (optional 25k, 50k, 100k cycle)

Other Options:

Chain Hoist or Motor; 3" Track; Solid Shafts; Perimeter Weatherseal; Broken Cable Devices; Safety Systems; Pass Doors (Wicker Doors); Mullions;



Extra Reinforcement:
Includes heavy duty vertical stiles for extra strength.




AmericanDoor.com
(631) 586-8006 (718) 895-6136

9 LUCON DR, DEER PARK, NY 11729



View Options:

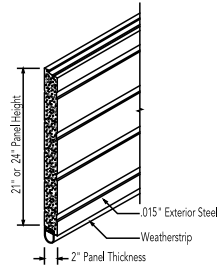


Vision Lites: Practical and durable high visibility.



Full-View: Insulated and non-insulated available.

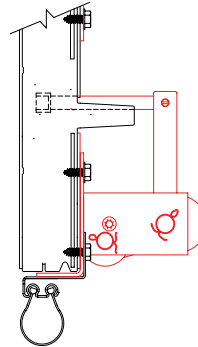
Insulation Options:



*Flush panel only

Optional: Expanded PVC Core

Hardware Option:

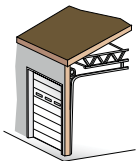


Optional: Cable Failure Device

Standard Powder Coat Options:



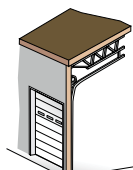
Track Mounting Options:



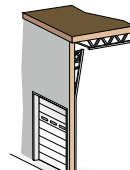
Standard Lift



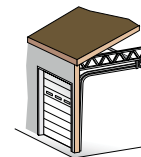
High Lift
Break-away is standard.
Straight incline is available.



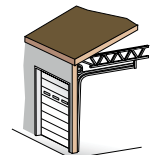
Roof Pitch
Standard or High Lift.



Vertical Lift
Break-away is standard.
Straight incline is available.



Low Headroom
Rear mount torsion



Low Headroom
Front mount torsion



AmericanDoor.com
(631) 586-8006 (718) 895-6136

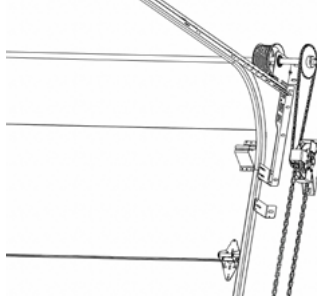
9 LUCON DR, DEER PARK, NY 11729



Operational Options:



Push-up: For light doors. Easy on the pocketbook.



Chain Hoist: Manual assistance for heavier panel doors.



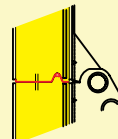
Electric Motor: Convenience and ease of use.

Types of Joints



Shiplap Joint

More impact resistant while also keeping out the weather.



Tongue and Groove Joint

Regular duty joint that keeps out the weather, but not as rugged as our shiplap joint.

Some Safety and Security Systems Options for Motorized Doors:

Photo Eye

Detects people and vehicles passing the eye

Safety Edge

Detects the door closing on an object

Push Button Control

Station to control the door

Key Switch Control

Restricted access control

In-Ground Loop

Senses vehicles approaching

Radio Remote

Remotely operate the door

Horn

Alerts bystanders that door is in operation

Strobe Light

Alerts bystanders that door is in operation

and more...

We'll be happy to assist you with all of your security door needs. Just call



AmericanDoor.com
(631) 586-8006 (718) 895-6136

9 LUCON DR, DEER PARK, NY 11729

