




## STRUTTED INTERIOR/EXTERIOR HIGH SPEED FABRIC DOOR



### PERFECT FOR MANUFACTURING, FOOD AND BEVERAGE, COLD STORAGE, WAREHOUSE AND DISTRIBUTION FACILITIES

- **Engineered for high cycles**
  - Springless design requires minimal interruption for maintenance
  - Direct-mounted gear drive minimizes wear and tear
  - Variable frequency drive eliminates sudden jolts from door start/stop
  - Patent-pending breakaway system design with impact detection and push button self-repair
- **Strut design**
  - Allows for quick section replacement
  - Reducing curtain deflection under pressure
- **Designed for use in both interior and exterior applications**
  - Choose from standard interior or optional exterior curtain material
- **Low maintenance**
  - Breakaway design with impact detection
  - Push button self-repair; plug and play wiring
- **Standard hood**
  - Blocks debris and moisture from impeding door operation
- **Programmable LED lighting system**



INDUSTRY LEADING  
COMMERCIAL & INDUSTRIAL SOLUTIONS

Authorized Dealer:



(631) 586-8006 (718) 895-6136

# MODEL 992 STRUTTED INTERIOR/EXTERIOR HIGH SPEED FABRIC DOOR

## Standard features at a glance


Maximum height	15'
Maximum width	16'
Maximum opening speed	Up to 65"/sec
Maximum closing speed	Up to 40"/sec
Break-away self reset	Yes
Wind load*	Up to 4.0 psf
Wind strut	1" strut standard
Interior application curtain material	2 layers of PVC-coated polyester with 1 layer of polyester weave
Operation	Direct drive motor and gearbox system with a door stop device
Hood	Protection from debris and moisture
Control panel	Variable frequency drive NEMA 4X cULus listed; Onboard self diagnostic and service reminder; Built-in padlockable fused disconnect
Obstruction safety detection	Infrared sensors mounted in-plane to the door curtain at 18" and 50" - 54" from floor
Reversing safety edge	Wireless reversing edge
Available supply voltages	208-245V AC 3PH/60Hz; 440-480V AC 3PH/60Hz; 575V AC 3PH/60Hz (requires transformer)
Warranty	5-Year Limited

## Options

- Actuation options – Push button, key switch, pull switch, loop detector, motion detector, treadle switch, radio control
- Signaling device options – Red/green LED warning light, horn/strobe combination, rotating warning light
- Programmable LED lighting system – 3' tall light bar with red, yellow, green lighting
- Exterior application curtain material – 3 layers of PVC-coated polyester with 2 layers of polyester weave
- Sloped hood and non-drive end cover – protection from debris and moisture
- 20" high windows – spaced evenly across width of door

## Curtain color options


### Interior application



White

Gray

Red



Blue †

Black

†FDA/USDA Certified Fabric


### Exterior application



Orange

Red

Gray



Blue



Standard color for guides and bottom bar is yellow. Approximately 200 optional RAL powder coat colors are also available. Actual colors may vary from brochure due to fluctuation in the printing process. Always request a color sample from your Overhead Door™ Distributor for accurate color matching.

\* Wind load is the ultimate pressure tested at door width of 16'.

Authorized Dealer:



AmericanDoor.com

(631) 586-8006 (718) 895-6136

9 LUCON DR, DEER PARK, NY 11729