

Wayne Dalton
GARAGE DOORS

M O D E L

9700

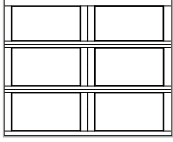
CARRIAGE HOUSE STEEL



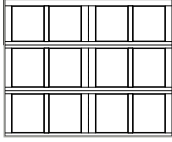
Charleston panel, White finish, 24 Window Square, Decorative hardware

1 Choose Your Style


7' High Square Top



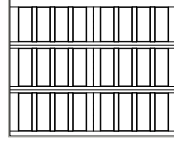
Westfield



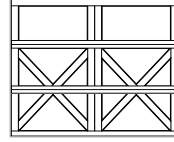
Newport



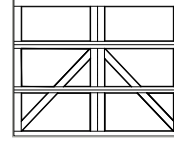
Providence



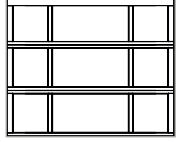
Oak Park



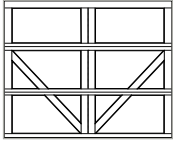
Lexington



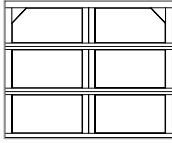
Charleston



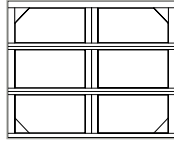
Hampton




Bellview



Portland-Top

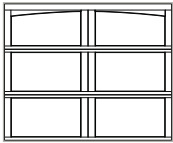


Portland-Full

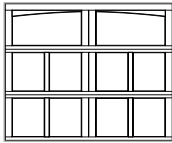


Camden

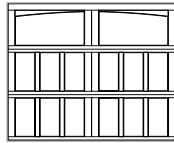
7' High Arched Top



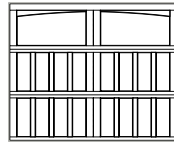
Westfield



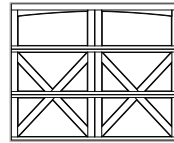
Newport



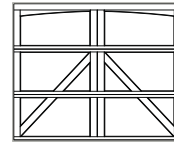
Providence



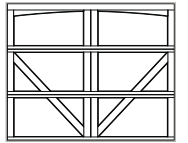
Oak Park



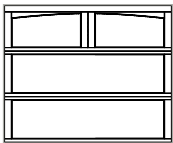
Lexington



Charleston




Bellview




Camden Arched


8' High Square Top




Westfield



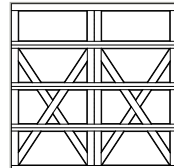
Newport



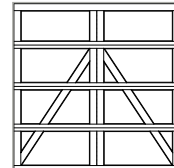
Providence




Oak Park



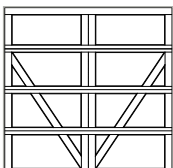
Lexington



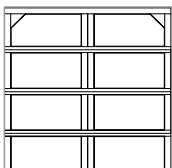
Charleston



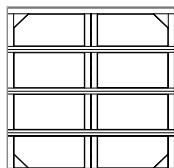
Hampton




Bellview



Portland-Top

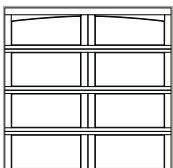


Portland-Full

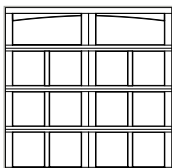


Camden

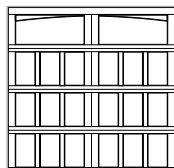
8' High Arched Top



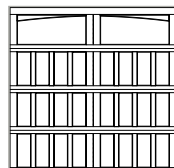
Westfield



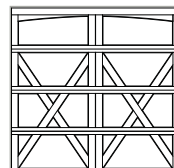
Newport



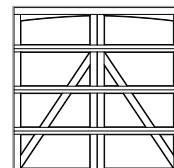
Providence



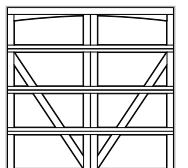
Oak Park



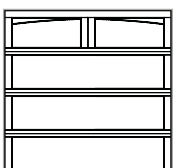
Lexington



Charleston




Bellview



Camden Arched

2 Choose Your Color

Painted Finishes



White Gray Clay Green

Two-Toned Painted Finishes

All door sections will be painted in the color chosen. All trim pieces will be white.



Green/White Gray/White Clay/White

Actual colors may vary from brochure due to fluctuations in the printing process. Always request a color sample from your Dealer for accurate color matching.

Stained Finishes



Mahogany Walnut Natural Oak Green



Gray Clay Honduran Mahogany Red Oak

Model 9700 doors are hand stained for a natural look.



3 Choose Your Window

S = Single car door
D = Double car door



Plain Window Square (S)
Plain Window Square (D)



6 Window Square (S)
12 Window Square (D)



8 Window Square (S)
16 Window Square (D)



12 Window Square (S)
24 Window Square (D)



16 Window Square (S)
32 Window Square (D)



Plain Window Arched (S)
Plain Window Arched (D)



6 Window Arched (S)
12 Window Arched (D)



8 Window Arched (S)
16 Window Arched (D)



12 Window Arched (S)
24 Window Arched (D)



16 Window Arched (S)
32 Window Arched (D)

For arched windows on double car doors, a homeowner has the option of selecting a single arched or double arched windows. Not all windows available on all door sizes. See dealer for details.

Glass Options



Clear**



Obscure



Satin Etched



Gray Tinted*



Green Tinted*

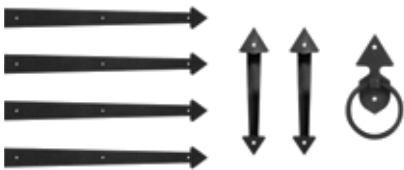


Bronze Tinted*


*Non-Insulated only.

**Also available in 1/2" insulated.

4 Choose Your Hardware



Arrow



Barcelona



Spear

Please visit our website at wayne-dalton.com for a complete selection of hardware.



Providence panel, Custom finish, 12 Window Square

stylish.
versatile.
bold.

Make your home the envy of the neighborhood.

The Model 9700 garage door adds the final touch to the design of your home. It comes in a wide variety of styles, finishes and options to make your home stand out from the rest.



Newport Panel, Custom finish, 12 Window Square

PERFORMANCE FEATURES



Insulation

Model 9700 comes with foamed-in-place polyurethane insulation with an R-value of 10*, which can improve the thermal efficiency of your garage space, help block street noise and make the door operate more quietly.



Pinch-Resistant Door Panels

Designed with award-winning safety and technology features including pinch-resistant door panels.



TorqueMaster® Plus Counterbalance

Designed with award-winning safety and technology features including pinch-resistant door panels.

High Cycle Spring Option

Choose a 25,000 cycle spring for almost twice the life of a standard torsion spring.

Detailed Construction

Three-section styling on 7' high doors gives a custom design look. Our 8' high doors have four-section styling. All panels have finished interiors and low-profile hinges.



Windsafe™

Model 9700 is available with hardware and reinforcements to comply with building codes in regions with high winds.




Warranty

Model 9700 offers a Limited Lifetime Warranty. See full text of warranty for details.

*Wayne Dalton uses a calculated door section R-value for our insulated doors.

AFTER

BEFORE



Charleston panel, Custom finish, 6 Window Square, Decorative hardware



Garage Door Design Center

To see this door on your home, visit wayne-dalton.com, or download our Garage Door Design Center app. Upload a photo of your home and experiment with panel designs, color options, window styles and decorative hardware designs. Instant curb appeal awaits you with just a click of your mouse.

Wayne Dalton
GARAGE DOORS

DISTRIBUTED BY:

2501 S. State Hwy. 121 Bus., Ste 200
Lewisville, TX 75067

wayne-dalton.com



© 2018 Wayne Dalton, a Division of Overhead Door Corporation. Consistent with our policy of continuing product improvement, we reserve the right to change product specifications without notice or obligation. Item 341597 09/18